



# HomeWorks<sup>®</sup> QS

Save Energy with Unparalleled Total Home Control



# Discover Total Home Control

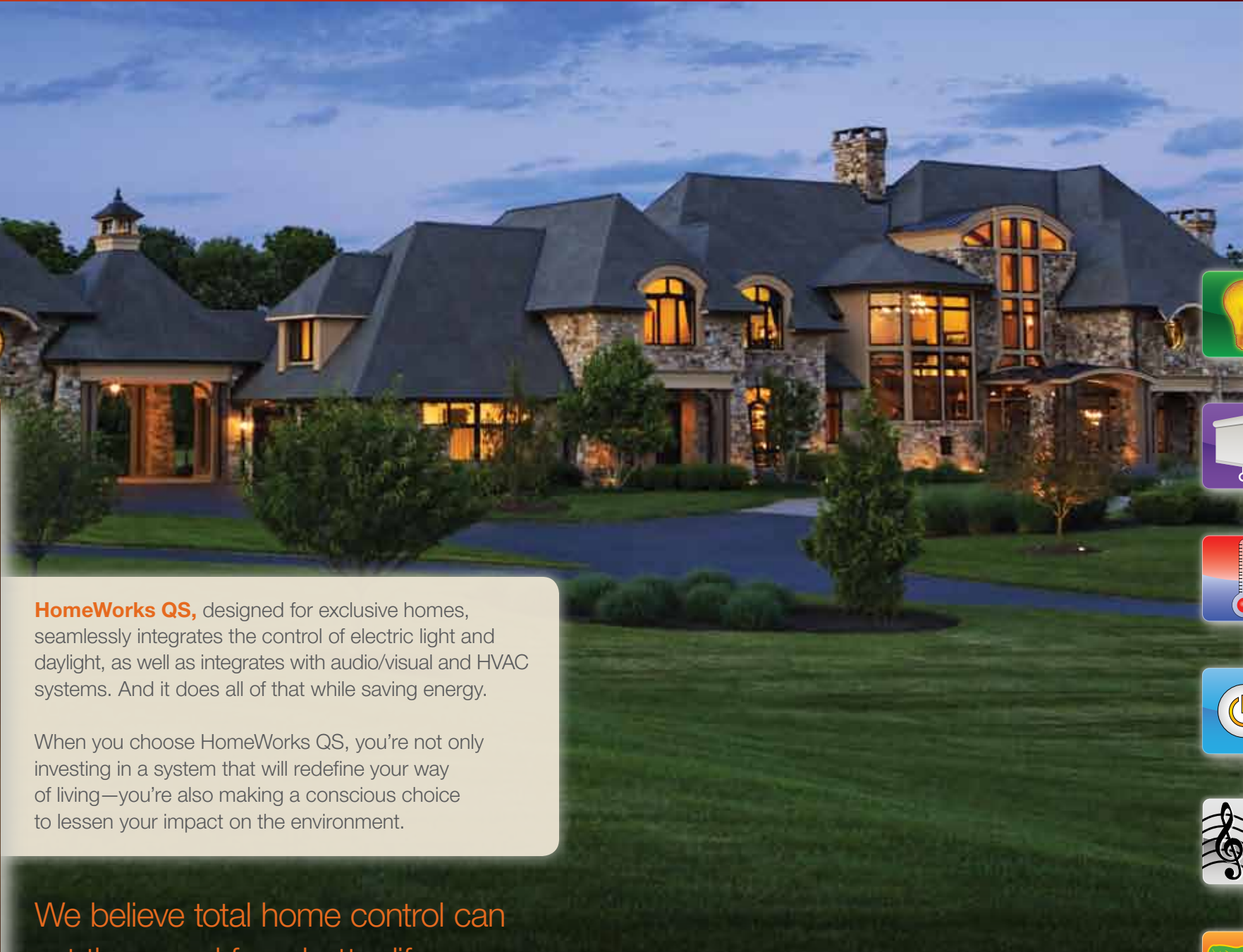
Ideal for existing homes or new construction, HomeWorks® QS provides sophisticated control of your surroundings, every hour of the day.



**HomeWorks QS**, designed for exclusive homes, seamlessly integrates the control of electric light and daylight, as well as integrates with audio/visual and HVAC systems. And it does all of that while saving energy.

When you choose HomeWorks QS, you're not only investing in a system that will redefine your way of living—you're also making a conscious choice to lessen your impact on the environment.

We believe total home control can set the mood for a better life. Let us show you how.



### Light Control

Create just the right light for any activity or set moods in specific areas of your home—all at the touch of a button.



### Shade Control

Use the sun to your advantage with automated shades. Convert harsh glare into soft, pleasing light, while preserving your view.




### Temperature Control

Adjust heating or cooling systems any time of day, even while you're away from home.



### Appliance Control

Conveniently turn off standby power to small appliances, such as audio/visual equipment and computers.



### Audio/Visual Control

Control audio/visual equipment from one convenient location.



### Energy Control

Save energy throughout your home without sacrificing comfort or convenience.

## Experience the Benefits Room by Room

By customizing the system for the way you live, you'll find the unmatched energy-saving, convenience, ambiance, and security that comes with total home control.

04 | Benefits of HomeWorks® QS Room by Room

24 | Control Styles and Colors

26 | Shade Styles and Fabrics

29 | Glossary of Energy-saving Solutions

### Entry, page 04

Save energy by setting back temperature and lowering lights before you leave for the day. When you come home, brighten exterior lights with a single button touch.



### Kitchen, page 06

Use the "Energy" button on the dynamic keypad to dim lights, lower shades, and adjust temperature. Or adjust lights and shades to set the mood for a quiet dinner.



### Butler's Pantry, page 08

Dim lights to save energy and create an atmosphere for entertaining. With HomeWorks® QS you can dim all types of lighting, including energy-saving LEDs and compact fluorescents (CFLs).



### Breakfast Nook, page 10

Conserve energy with automated shades while also increasing privacy and enhancing security.



### Family Room, page 12

Use temperature control to help save on heating and cooling costs throughout your home.



### Wine Cellar, page 14

Use the "All Off" button to ensure all lights in a room are off after an evening spent with friends. Create a lighting scene for specific events, such as hosting a wine tasting.



### Great Room, page 16

Integration with products such as an iPhone® mean you can adjust lights and shades—and save energy—even when you're not home. With integration you can also conveniently control audio/visual equipment.



### Bedroom, page 18

Turn all of your house lights off with one button press from the comfort of your bed. You can create the ideal light for reading or watching TV, too.



### Bathroom, page 20

An occupancy/vacancy sensor automatically turns lights off when you leave the room, saving energy. Other controls, such as dimmers and shades, let you create soft or task lighting, depending on your needs.



### Terrace, page 22

Dim outdoor lights for grilling or relaxing in your hot tub—and save energy—with a single touch.



iPhone is a registered trademark of Apple®, Inc., registered in the U.S. and other countries.



# coming home

Walking into a dark house is a thing of the past with HomeWorks® QS. When you arrive home in the evening all you'll need to do is press a single button before you even get out of your car to brighten key entry points as well as specific exterior lights. You'll always have a warm welcome home with HomeWorks QS.

Use the "Away" button on a keypad to save energy by **setting back temperature and adjusting lights and shades** when you won't be home for a long period of time.

You can also save energy with the timeclock, which can **automatically dim landscape lighting** at night, and turn it off at sunrise.



#### Energy-saving Solutions Used:

- Temperature control
- Dimming
- Controllable window treatments
- Scheduling

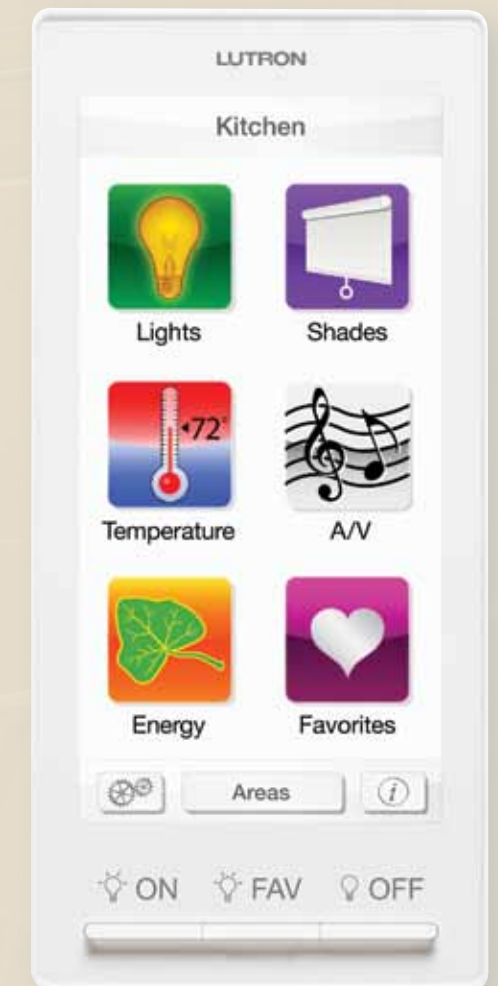
See page 29 for a glossary of energy-saving solutions.



## in your kitchen

Your kitchen is the heart of your home. It's the place where you start your day with an espresso and the morning paper or create your signature dish. Here, you can brighten recessed ceiling fixtures and under-cabinet lights for cooking, then adjust island lights to a more subdued setting for dining.

Rather than having six switches lined up on a wall, **eliminate wall clutter** with the dynamic keypad. Use it to adjust lights, shades, HVAC, and audio/visual equipment from one convenient location. And with one touch of the "Energy" button, you can dim lights, lower shades, and reduce heating or cooling.



### Energy-saving Solutions Used:

- Dimming
- Controllable window treatments
- Temperature control
- "Energy" button

See page 29 for a glossary of energy-saving solutions.



## in your butler's pantry

Attention to detail is a must when getting ready for a party. Brighten lights in your work area while you prepare drinks and hors d'oeuvres, while keeping lights dim in other rooms until your guests arrive.

Accessories such as receptacles, phone, and cable jacks come in a range of colors including warm earth tones, so it's easy to **complement any room's aesthetics**. Keypads are also available in the same color palettes.

And because you can dim all types of lighting with HomeWorks® QS, including energy-saving LEDs and CFLs, you can create ambiance no matter what types of bulbs you use.

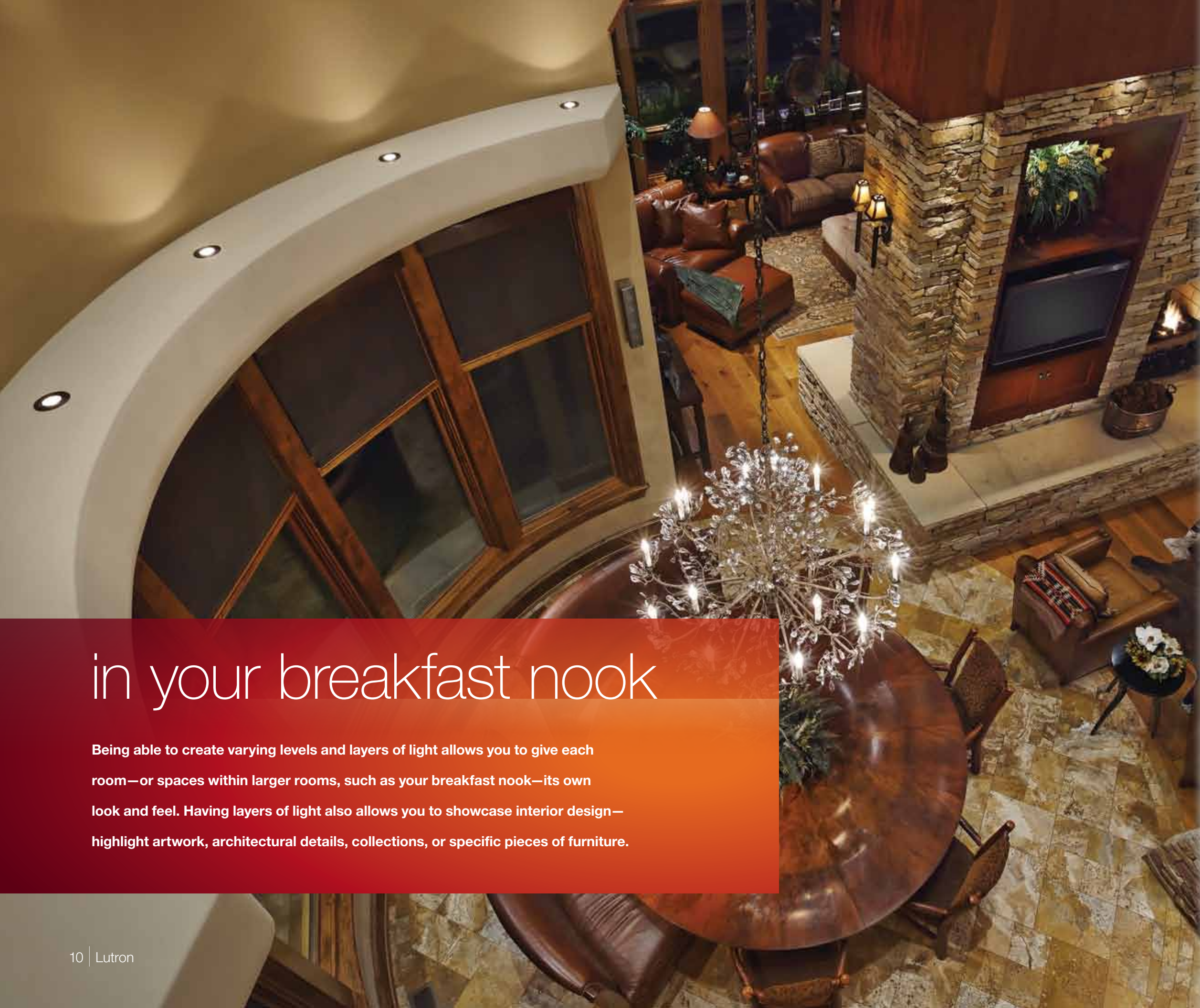


### Energy-saving Solutions Used:

- High-efficacy light control



See page 29 for a glossary of energy-saving solutions.



## in your breakfast nook

Being able to create varying levels and layers of light allows you to give each room—or spaces within larger rooms, such as your breakfast nook—its own look and feel. Having layers of light also allows you to showcase interior design—highlight artwork, architectural details, collections, or specific pieces of furniture.

Automated shades are a convenient way of adding layers of light to a room, too, as well as an effortless way to conserve energy. Shades help lower cooling costs in summer and heating costs in winter. Shades also help protect furnishings from harmful UV rays. (Our custom-made window treatments are available in a variety of styles, fabrics, and woven woods.)



### Energy-saving Solutions Used:

- Controllable window treatments

See page 29 for a glossary of energy-saving solutions.



You can also have your shades programmed to adjust their height based on the time of day, so they're always at the appropriate height to either let the sun in or block it out.

The perfect complement to light and shade control, temperature control helps you **save on heating and cooling costs.**



## in your family room

Being able to adjust light is also about increasing your comfort level. Too much sunlight during the height of the day can be harsh and glaring. With one button press, you can lower shades to block the sun's rays, while preserving the view outdoors.

### Energy-saving Solutions Used:

- Controllable window treatments
- Temperature control

See page 29 for a glossary of energy-saving solutions.



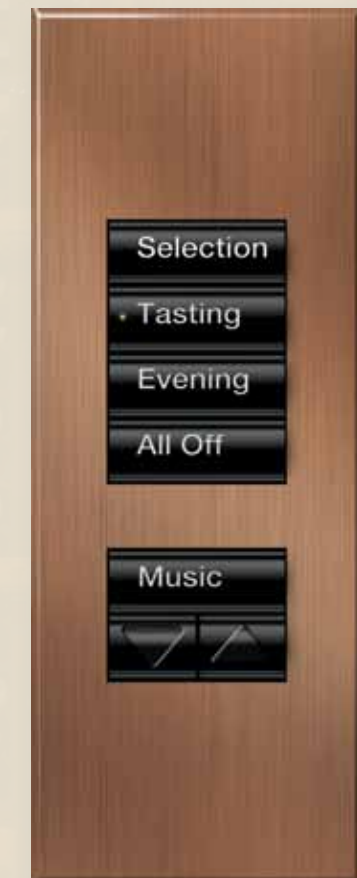
## in your wine cellar

If your wine cellar is one of the main architectural features in your home, you'll want to accentuate it with outstanding lighting. Press a button on the keypad located on the exterior of the room, then enter as the lights gradually rise, casting a warm glow and highlighting your extensive collection.

### Presentation matters.

You can create “scenes” with HomeWorks® QS—preset light and shade levels that you can recall at the touch of a button. For example, press the “Tasting” button on your keypad, and lights and shades will adjust to create a presentation that’s every bit as exciting as the wine selection.

When the evening winds down, press the “All Off” button to ensure no lights are left on during the night.



### Energy-saving Solutions Used:

- “All Off” button

See page 29 for a glossary of energy-saving solutions.

# in your great room

Your great room is the setting for enjoying the latest film noir, serving drinks before dinner, or shooting a round of pool on your custom-made table. Here, integrating HomeWorks® QS with your entertainment system means you can conveniently control audio/visual equipment—and even your fireplace—with a button press.

Integrate HomeWorks® QS with your Android™, iPhone®, iPod touch®, or iPad®, and you can **easily check the status of your lights, shades, and HVAC** when you're away from your home. Having total home control when you're out of town or simply out for an evening provides a hassle-free way to save energy—from anywhere.



## Energy-saving Solutions Used:

- Dimming
- Controllable window treatments
- Temperature control

See page 29 for a glossary of energy-saving solutions.

iPhone, iPod touch, and iPad are registered trademarks of Apple®, Inc., registered in the U.S. and other countries.

Android is a trademark of Google Inc. Use of this trademark is subject to Google Permissions.



# in your bedroom

The best way to start your morning is by waking up to a soft, gentle light. What makes your morning even better is that you don't have to get out of bed to control that light. With a HomeWorks® QS tabletop keypad on a bedside table, you can adjust lights—and shades—from the comfort of your bed.

Before you retire for the night, **turn all the house lights off** with the “Goodnight” button. Not only can you control the lights that surround you, but also the lights halfway across your house—so you can rest assured no lights are left on, wasting energy. And with an appliance control, you can completely turn off standby power to your TV—which also wastes energy.



### Energy-saving Solutions Used:

- “All Off” button
- Appliance control

See page 29 for a glossary of energy-saving solutions.



## in your bathroom

Controls in your bathroom give you the ability to create a spa-like atmosphere—the perfect setting for a soothing shower or for softening the transition into your morning routine.

An occupancy/vacancy sensor is ideal for rooms where lights are often inadvertently left on, such as a bathroom. The sensor automatically turns lights on when you enter the room, then **turns them off when you leave.**



### Energy-saving Solutions Used:

- Occupancy sensing

See page 29 for a glossary of energy-saving solutions.



## on your terrace

Your terrace is simply an extension of the interior of your home—the place where you go to slow down and live in the moment. All the more reason the lighting in this area should be as versatile as it is in your interior rooms. Adjust lights for grilling on a warm summer evening or relaxing next to your firepit on cooler nights. Accent foundation plantings and water features, such as fountains.

Carry the Pico® **wireless control** with you for a convenient way to dim exterior lights, or create pathways of light throughout your property for increased safety and security—all with one touch.



### Energy-saving Solutions Used:

- Dimming

See page 29 for a glossary of energy-saving solutions.

# Control Styles and Colors

You can choose keypad colors and styles to complement a room's look and feel, and to coordinate with the overall design of your home.

Please note that colors and finishes are representative and not exact matches. To order a color sample please call Lutron Customer Service at 1.888.LUTRON1.

## Architectural Matte

|  |                   |
|--|-------------------|
|  | White (WH)        |
|  | Light Almond (LA) |
|  | Almond (AL)       |
|  | Beige (BE)        |
|  | Ivory (IV)        |
|  | Taupe (TP)        |
|  | Gray (GR)         |
|  | Sienna (SI)       |
|  | Brown (BR)        |
|  | Black (BL)        |

## Architectural Metals

|  |                               |
|--|-------------------------------|
|  | Bright Brass (BB)             |
|  | Satin Brass (SB)              |
|  | Bright Chrome (BC)            |
|  | Satin Chrome (SC)             |
|  | Bright Nickel (BN)            |
|  | Satin Nickel (SN)             |
|  | Gold Plated (AU)              |
|  | Antique Bronze (QZ)           |
|  | Antique Brass (QB)            |
|  | Clear Anodized Aluminum (CLA) |
|  | Brass Anodized Aluminum (BRA) |
|  | Black Anodized Aluminum (BLA) |

### Keypad Button Configurations

All configurations are available in Architectural keypads with insert, Architectural keypads without an insert (shown below), and Designer keypads.

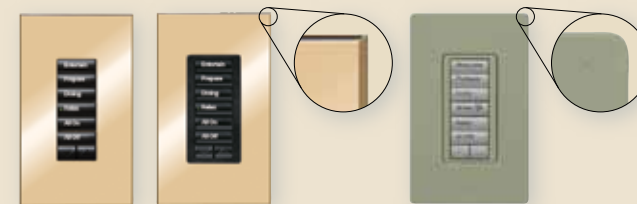


## Designer Gloss

|  |                   |
|--|-------------------|
|  | White (WH)        |
|  | Light Almond (LA) |
|  | Almond (AL)       |
|  | Ivory (IV)        |
|  | Gray (GR)         |
|  | Brown (BR)        |
|  | Black (BL)        |


### Keypad Style Options

Our seeTouch® keypads are available in two styles: Designer and Architectural. Designer keypads have rounded corners and rounded buttons, while Architectural keypads have square edges and rounded buttons.



Architectural wallplates without insert (left) and with insert (right)

Designer wallplate with insert



Signature Series



Architrave Series

## Satin Colors®

|  |                                     |
|--|-------------------------------------|
|  | Snow (SN)                           |
|  | Biscuit (BI)                        |
|  | Eggshell (ES)                       |
|  | Limestone (LS)                      |
|  | Goldstone (GS)                      |
|  | Desert Stone (DS)                   |
|  | Stone (ST)                          |
|  | Mocha Stone (MS)                    |
|  | Bluestone (BG)                      |
|  | Greenbriar (GB)                     |
|  | Terracotta (TC)                     |
|  | Palladium (PD)                      |
|  | Taupe (TP)                          |
|  | Turquoise (TQ)                      |
|  | Plum (PL)                           |
|  | Hot (HT)                            |
|  | Merlot (MR)                         |
|  | Sienna (SI)                         |
|  | Midnight (MN)                       |
|  | Stainless Steel (SS) wallplate only |


## Shade Styles and Fabrics

Our Sivoia® QS shades are available in a variety of styles, including roller shades, Venetian blinds, drapery systems, insulating honeycomb, Roman, and tensioned shades.

Our custom-made window treatments are available in a variety of fabrics, including sheer, dim-out, blackout, and soft fabrics. We also offer woven woods (for Roman shades) and painted or stained wood or aluminum (for Venetian blinds). In addition, we can make shades from your own material.


### Roller Shades

Lutron® roller shades complement both traditional and contemporary designs and are available in different sizes to accommodate the needs of any room.



### Sivoia QS Wireless Insulating Honeycomb Shades

Insulating honeycomb shades are battery-powered, use standard D-cell batteries, and feature innovative technology that extends battery life up to three years. Controlled via a remote, these shades are available in sheer, light-filtering, and room darkening fabrics. A cable-guided style is also available, which is ideal for French doors or areas where there's heavy airflow. (The cables prevent the shades from swaying.)




### Venetian Blinds with Intelligent Tilt Alignment™

Venetian blinds are an attractive and effective way to ensure privacy, while still allowing sunlight to filter a space. Only Lutron Venetians with Intelligent Tilt Alignment can offer precision alignment of both tilt and lift position between multiple shades.



### Roman Shades with CERUS® Safety Technology

Our Roman shades with CERUS (Cord Eliminating Roman Uptake System) safety technology allow for more reliable, smoother, and virtually silent shade movement. CERUS eliminates the hazard posed to children by exposed inner cords.



### Drapery Systems

Lutron traditional drapery track systems electronically operate pinch pleat or ripplefold draperies to elegantly provide quiet, convenient control of daylight. The Kirbé® vertical drapery system smoothly pulls fabric up and completely out of the way, providing greater access to windows and view and by eliminating stack back—the mass of fabric that gathers as traditional draperies are opened.



### Tensioned Shades

Our tensioned shades provide solutions for skylights and angled windows. They reduce light gaps around fabric and maximize the view when opened by eliminating cable guides that are typical in skylight shades.



All shades provide quiet control and precise alignment.

# HomeWorks<sup>®</sup> QS

## Save Energy with Unparalleled Total Home Control

Now you've seen how HomeWorks QS can enhance the quality of your life.

An investment in HomeWorks QS gives you the ability to control the light, audio/visual systems, and temperature throughout your whole home, any time of day, from any location—all while saving energy.


The question is not whether you need this level of convenience and control. The question is why you would accept anything less.

# glossary


## Energy-saving Solutions



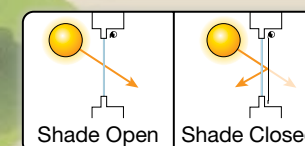
**Dimming** incandescent or halogen bulbs by 25% saves 20% electricity. Dim more and you'll save even more.



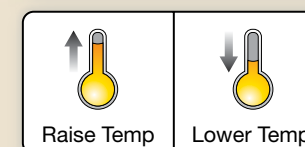
**CFLs and LEDs** already use less energy than standard bulbs, so dimming these highly efficient bulbs saves additional energy.



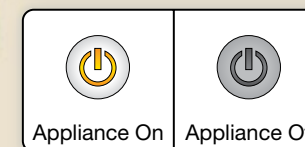
**Occupancy sensing** turns lights and standby power from electronic appliances off when a person leaves the space.



**Controllable window shades** reduce heating costs in winter and cooling costs in summer.




**Temperature control** automatically sets back the temperature when heating or cooling a room, so you use less electricity.



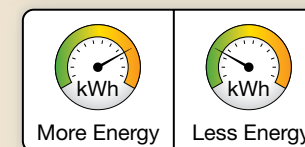
**Appliance control** turns off standby power to electronic appliances when you're not using them.



The **"All Off" button** turns all lights off with a single touch.



**Scheduling** can dim or turn off lights and standby power from electronic appliances when they're not needed, as well as set back the temperature when not as much heating or cooling is needed.



The **"Energy" button** reduces energy use from lights, shades, and heating/cooling systems with a single touch.

# The Lutron difference

Since Lutron's inception over 50 years ago, we have developed a peerless reputation for quality and service—and for putting you, the customer, first.

Because we have the highest confidence in the quality of our products, we back HomeWorks® QS with an 8-year warranty. And our technical specialists are available 24 hours a day, seven days a week at 800.523.9466.

When you invest in Lutron, your light levels will always be constant, thanks to our patented RTISS™ (Real Time Illumination Stability System). Our products are designed and rigorously tested to survive extreme electrical conditions, such as power surges and lightning strikes. And with Clear Connect® technology—our latest advancement in reliable radio frequency communication—HomeWorks QS is suitable for existing homes or new construction.

We're also committed to saving energy. Since 1961, we've been designing industry-leading technology that saves energy and reduces greenhouse gas emissions. No matter where our products are installed, they save energy by reducing electrical kWh consumption. Taken as a whole, Lutron light controls save nearly 10 billion kWh of electricity a year, while also reducing CO<sub>2</sub> emissions.

We are proud to be the provider of light controls for the White House, the Statue of Liberty, the Guggenheim Museum in Spain, Louis Vuitton Stores, and many others.

To learn more about our company and our products, please visit [www.lutron.com/homeworksqs](http://www.lutron.com/homeworksqs) or call **1.888.LUTRON1**.

© 11/2012 Lutron Electronics Co., Inc.  
Printed in the U.S.A.  
P/N 367-2004 REV C

